

Ohio Region 8 Documentaries Category

Quick Guide for Students & Teachers

*****February 24th, 2018 at 11:59 p.m. is the deadline for documentaries to be submitted.*****

Please refer to [National History Day Contest Rule Book](#) for individual category rules on time requirements, introduction, student involvement and operation, student production, entry production, credits and required written materials.

For documentary submissions, most video editing programs allow you to encode your final video in a variety of ways. Ohio History Day videos should be encoded for submission according to the following specifications:

- File format: .MOV or .MP4
- Codec: H.264 or MPEG-4
- HD 1080p Frame size and Bitrate: 1920x1080 pixels at no more than 8.0 Mb/s
- HD 720p Frame size and Bitrate: 1280x720 pixels at no more than 5.0 Mb/s
- SD Frame size and Bitrate: 640x480 pixels at no more than 3 Mb/s
- Total file size: No larger than 1.5 Gigabytes

Students must submit their entries through a website called [WeTransfer](#). The website is free to use and has a 2GB limit ensuring that students have compressed their files to a manageable size.

Documentary Submission

Step 1: go to <https://wetransfer.com>



Step 2: Fill in the information in the box as described below.

Add your files: (File name should be the title of your project.)


Email to: chayes@cincymuseum.org

Your email: (this should be the same email you registered for Ohio History Day with)

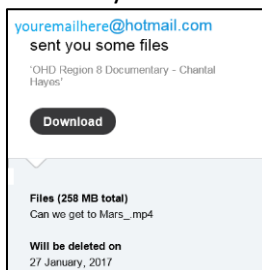
Message: OHD Region 8 (Individual or Group) Documentary – (Your first and last name)

Click on the transfer button.

Step 3: The transfer may take 10-15 minutes depending on the size of the file. When the transfer is complete a message will appear on the screen.

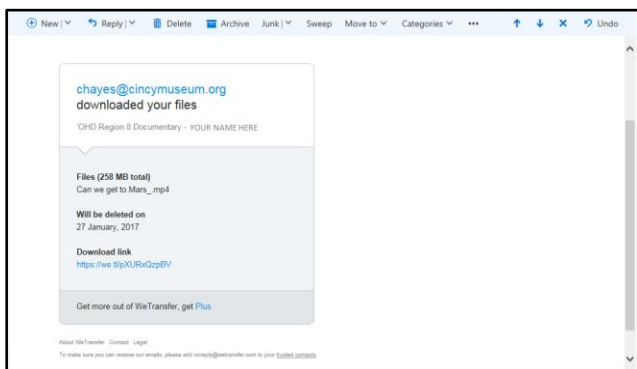


Step 4: I will receive a notification like the one below. As you can see it's very important to put your name in the message line so that I can identify you/your group by the email, participant name and project title. I will email a confirmation to you that I have received and downloaded your documentary.

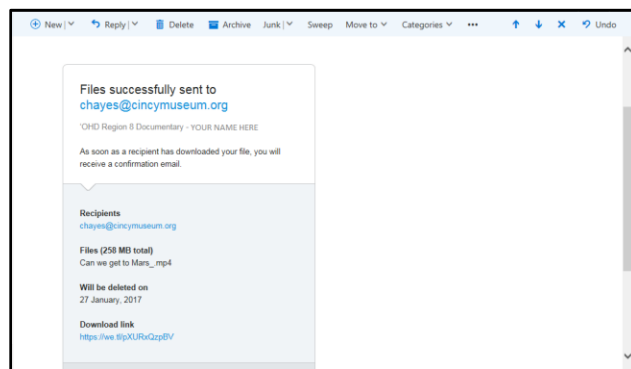


You will receive notifications like the ones below.

Files Sent



Files Downloaded



Step 5: Download a copy of your documentary onto a flash drive or burn it onto a DVD and bring it with you to the competition. Despite our best efforts to make sure everything runs smoothly it's always best to have a backup!