



2024 Region 8 Contest Submission Guide

All **2024 regional and state Ohio History Day contests will be held in-person**. We are requiring students in all categories to submit their written materials (title page, process paper, and annotated bibliography) **digitally through the contest registration system and bring three (3) printed copies on the day of contest**. Specific submission instructions for each category are below.

Important Contest Deadlines & Information

Contest Date & Times: March 16, 2024; Participant Check-in begins 7:45 a.m.; Project Presentations begin 9 a.m.

Contest Location: Cincinnati Museum Center at Union Terminal: 1301 Western Avenue; Cincinnati, OH 45203

Registration Closes: March 1, 2024

Project Submission Deadline: March 7, 2024

Naming Your Files

Only one (1) person needs to **upload the written materials per the instructions below**. If you're in a group, please identify who that person will be. Name the file with your last name(s) and the contest level. For example:

- Individual Project: **Robbins_regional.pdf**
- Group Project: **SmithAdamsBrown_regional.pdf**

To double check your materials were uploaded properly, make sure you hit the save button. Then, log out of your student account and log back in. Click on the file and make sure it is the correct one. If you have questions, contact the Region 8 coordinator at tlawson@cincymuseum.org.

Free Resources to Combine PDF Documents

Don't have a PDF reader on your computer? Below are a few free resources to combine your process papers and annotated bibliographies into one PDF file:

- Small PDF - <https://smallpdf.com/>
- I Love PDF - <https://www.ilovepdf.com/>

Questions?

If there are questions about any of the information below, please contact the Region 8 coordinator at tlawson@cincymuseum.org.

Uploading Written Materials to Contest Registration Portal

For the 2024 contest season, **students are required to submit all written materials digitally through the contest registration system as well as bring three (3) hard copies the day of contest.** Digital submissions are due March 7, 2024.

Revisions before Contest

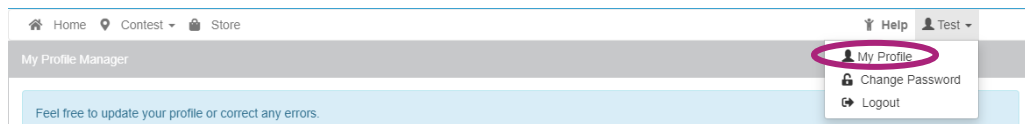
Students may make changes to their written materials between the registration deadline and the regional contest. **They must highlight those changes in the three (3) hard copies they bring to the contest.**

Order of Combining Paperwork

Combine all required parts into one PDF document in the following order: **Title Page, Process Paper, and the Annotated Bibliography** at the end.



WRITTEN MATERIALS SUBMISSIONS FOR ALL CATEGORIES

1. Create one PDF that includes your title page, process paper, and annotated bibliography. You can only upload one PDF, so it must include all these components, and in this order!
2. Go to [Ohio History Day Region 8](#) and log in to your student profile. Then click “My Profile”



3. Go to “Entry” tab and upload your PDF file into the **Entry’s Paper** field.

Entry Info

Entry Id	
Project Key	756ec6df-dcc8-4836-b144-04cbdfd8636b
Title*	No, I don't like Lasagna, and Monday's Aren't Even that Bad
Category*	Paper
Description	
Judging Time Preference*	Any
Entry's Paper:	<div></div>
Link	
	<div></div>

4. Click **Save**. That's it!

Category Specific Submission Instructions

Below are additional project submission instructions for each category. **All categories, with the exception of websites, whose written materials must be included on the website as PDFs, need to upload their written materials (per the instructions above) and bring three (3) hard copies the day of the contest.** Be sure to review the category specific rules found on pages 22 – 36 in the [NHD Contest Rule Book](#).

Exhibit

Students do not need to submit a photo or virtual drawing of their exhibit. All exhibits must be three-dimensional and displayed on a table. For more information about size limits and other rules for this category, see pages 30 - 32 of the Contest Rule Book.

Documentary

Students are required to save their documentary video as an .MP4 video file and upload it to Google Drive, One Drive or DropBox. For more detailed instructions click [here](#). Next, students should add the project link into the contest registration system.

1. Go to [Ohio History Day Region 8](#) and log in to your student profile.
2. Then click “My Profile” and the “Entry” tab.
3. Next, paste your project link into the **Link** field.

Students may make changes to their documentary, but they will need to bring their video in an .MP4 format on a flash drive the day of the contest.

Paper

Students are required to submit their project and written materials (title page, process paper, and annotated bibliography) by the contest registration deadline. Combine the paperwork as follows: title page, process paper, historical paper, and annotated bibliography.

Changes cannot be made to the project paperwork after the deadline, as judges will begin reviewing the materials. Students must bring three (3) copies of their project and written materials to the contest.

Performance

Students do not need to submit a link to a recording of their performance project. All performances must be performed live at the contest on March 16, 2024. For more information about category rules, see pages 25 - 26 of the Contest Rule Book.

Website

Students are required to use [NHDWebCentral](#) to create their project. They should include their WebCentral Key into the contest registration system.

1. Go to [Ohio History Day Region 8](#) and log in to your student profile.
2. Then click “My Profile” and the “Entry” tab.
3. Next, paste your project link into the **WebCentral Key** field.

Reminder! Websites are unable to be edited during the contest. They will “freeze” at 11:59 p.m. on the submission deadline and will not “unfreeze” until after the contest award ceremony.